

Blue Rocket

Variation on a theme for young musicians

(Worksheets)



Answer page

There were 9 beats altogether in the whole piece.

And

Here is what the musical piece looks like when it's written on a page:





Here is the song using music notes:



Mi



Mi



Re



Re



Do



Do



Do



Re



Do



Here is the song using music notation:

A musical staff in treble clef with a 2/4 time signature. The melody consists of eight measures. The notes are: E4, E4, D4, D4, C4, C4, C4, D4, C4. The notes are represented by quarter notes. Below the staff, the chord letters E, E, D, D, C, C, C, D, C are written in blue. The staff ends with a double bar line and a repeat sign.

E E D D C C C D C



Blue Rocket

Variation 1.

Name: _____

1. Now you can make your own musical piece!

All you have to do is write "Do", or "Re", or "Mi" on the lines below the beats. The "Do", and "Re" and "Mi" are called musical notes.

_____ _____ _____ _____ _____ Do Do Re Do

2. How many musical notess did you use all together? What were they?

$$\frac{\quad}{(Do)} + \frac{\quad}{(Re)} + \frac{\quad}{(Mi)} = \frac{\quad}{All}$$

Challenge!

Is your musical piece different from the one you heard in the video? How?




Blue Rocket

Variation 2.

Name: _____

1. Now, once again, you can make your own musical piece!
All you have to do is write "Do", or "Re", or "Mi" on the lines below the beats.
The "Do", and "Re" and "Mi" are called musical notes.
2. But this time use 4 Do's, 3 Re's and 2 Mi's in any order that you want.






Hand Signs

Piano Fingering Chart

Music Notes



"Mi"



Note E (Mi)




"Re"



Note D (Re)



"Do"

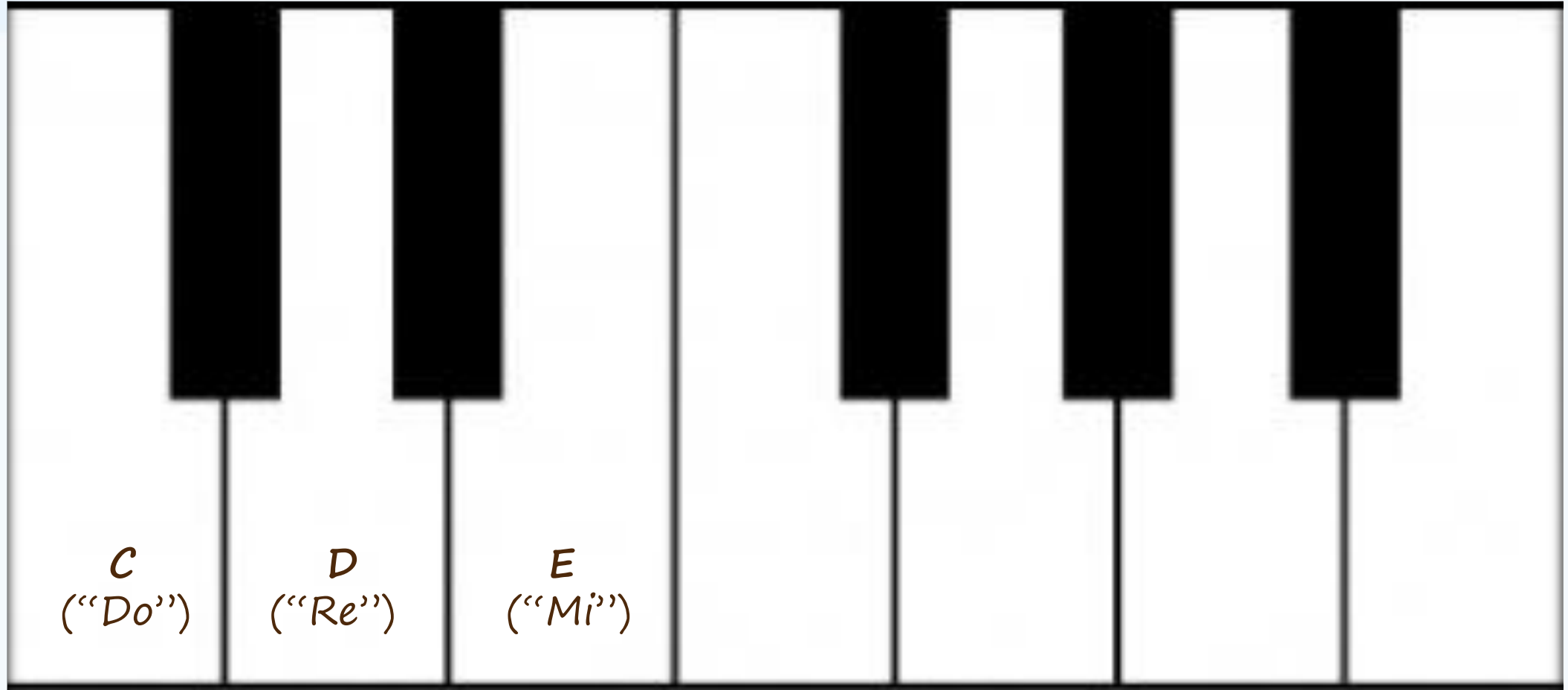


Note C (Do)





Keyboard Practice Pad





Super! You did it!

Thank You!

