




# Fraction Through Music



## Lesson 11. Introducing the Equal Sign (Part 5.)

$$\frac{1}{2} = \frac{2}{4}$$




$$\frac{2}{4} = \frac{4}{8}$$







# Fraction Music Game

The correct answer is:

**A.**    $\frac{1}{4} + \frac{1}{4} = \frac{2}{4}$   
 1 & 2 &, 3 &

**B.**    $\frac{2}{8} + \frac{2}{8} + \frac{2}{8} + \frac{2}{8} = \frac{8}{8} = \frac{1}{1}$   
 1 &, 2 &, 3 &, 4, &.

**C.**    $= \frac{1}{2}$   
 1, 2.



# Fantastic!




# Fraction Music Game

(For this part you can work with one friend or a group of friends)  
You get to play 3 musical pieces. One is going to be the correct answer and that will be equal to 4 beats just like a whole note or 8 eighth notes. Play the other two musical pieces shorter for 1 – 3 beats.

As the music is performed, ask your friend(s) to keep counting in their head along with each musical piece. Remind your friends that the musical piece (example) has to be equal to 4 beats.

Before you start to play, please tell your friend which musical piece you will play, for example: "Example A" and start your music with a count off: "Ready, Set, Go!"





# Fraction Music Game

(Lesson 11. Student's Printout)

Name: \_\_\_\_\_

Which example is correct?

Write your answer above the line!

A.

\_\_\_\_\_

B.

\_\_\_\_\_

C.

\_\_\_\_\_



Fantastic!






## Hand Signs

## Piano Fingering Chart

## Music Notes



"Mi"



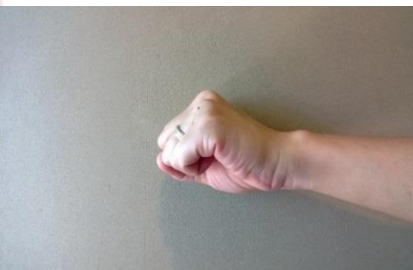
Note E (Mi)




"Re"



Note D (Re)



"Do"



Note C (Do)



©toonesam.org





Thank You!

