



Red Apples in a Basket

Variation on a theme for young musicians
(Worksheets)





Answer page

There were 19 beats altogether in the whole piece.

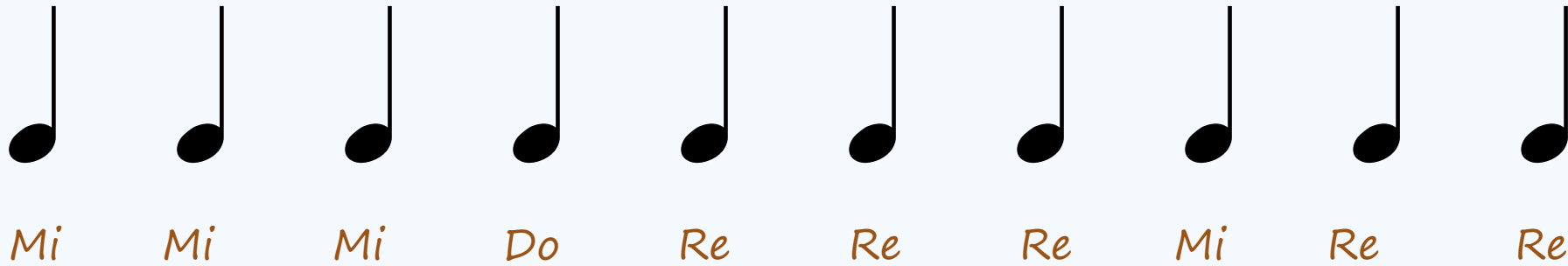
And

Here is what the musical piece looks like when it's written on a page:







Here is the song using music notes:





Here is the song using music notation:





Red Apples In A Basket

Variation 1.

Name: _____

1. Now you can make your own musical piece!

All you have to do is write "Do", or "Re", or "Mi" on the lines below the beats.
The "Do", and "Re" and "Mi" are called musical notes.

Musical notation for the first exercise. It consists of 18 quarter notes on a single line. The notes are labeled as follows: Mi, Mi, Mi, Do, Re, Re, Re, Mi, Re, Re, followed by seven blank lines for student input.

2. How many musical notes did you use all together? What were they?

$$\frac{\quad}{(Do)} + \frac{\quad}{(Re)} + \frac{\quad}{(Mi)} = \frac{\quad}{All}$$

Challenge!

Is your musical piece different from the one you heard in the video? How?



Red Apples In A Basket

Variation 2.

Name: _____

1. Now, once again, you can make your own musical piece!
All you have to do is write "Do", or "Re", or "Mi" on the lines below the beats.
The "Do", and "Re" and "Mi" are called musical notes.
2. But this time use 3 Do's, 8 Re's and 8 Mi's in any order that you want.





Hand Signs



"Mi"




"Re"



"Do"


Piano Fingering Chart



Note E (Mi)
Ring Finger



Note D (Re)
Middle Finger

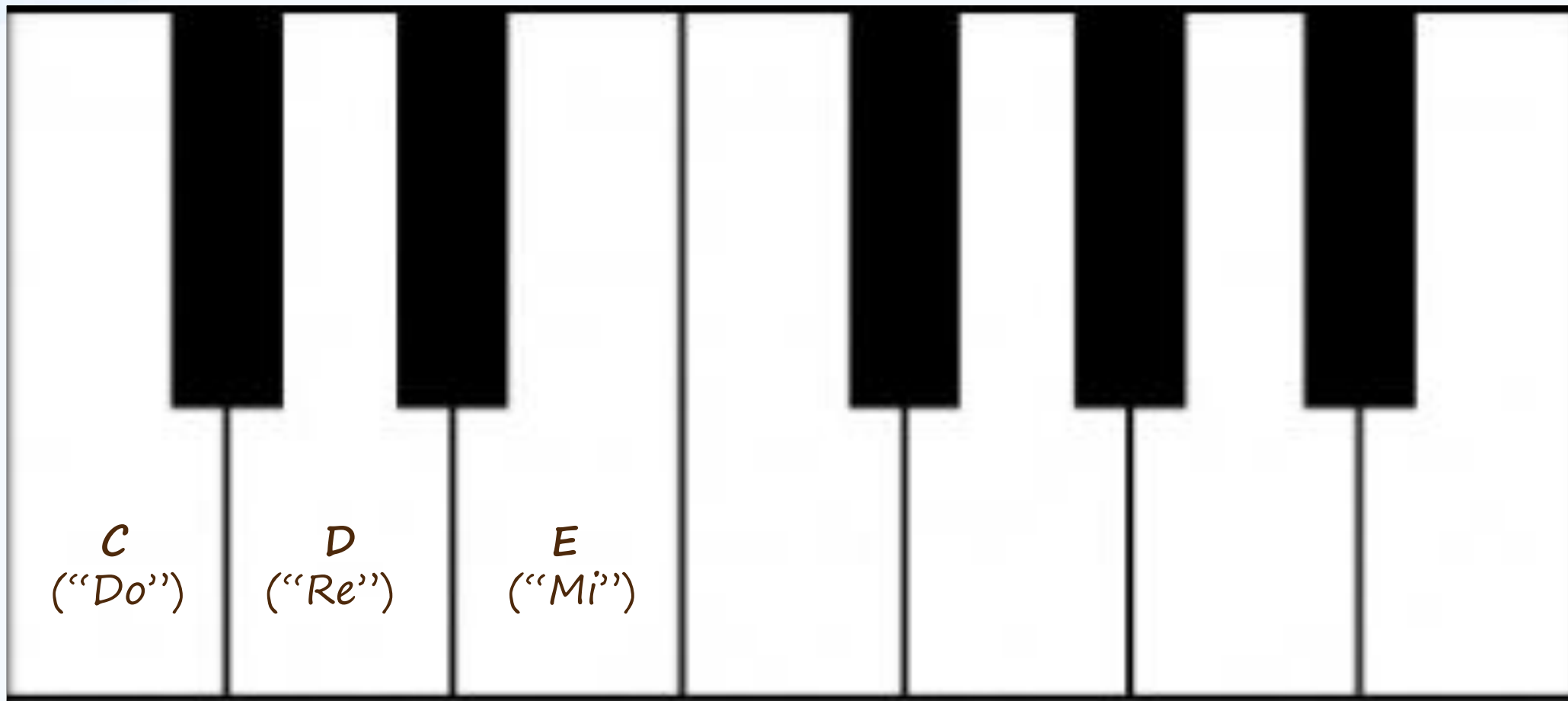


Note C (Do)
Pointer Finger





Keyboard Practice Pad





Super! You did it!

Thank You!

