

Turtle Dance

Variation on a theme for young musicians

(Worksheets)

Lesson 13.



Answer page

There were 8 beats altogether in the whole piece.

And

Here is what the musical piece looks like when it's written on a page:





Here is the song using music notes:



Do



Re



Mi



Re



Mi



Re



Do



Do



Here is the song using music notation:





Turtle Dance

Variation 1.

Name: _____

1. Now you can make your own musical piece!
All you have to do is write "Do", or "Re", or "Mi" on the lines below the beats.
The "Do", and "Re" and "Mi" are called musical notes.

Do Re _____ _____ Mi _____ _____ Do

2. How many musical notes did you use all together? What were they?

$$\frac{\quad}{(Do)} + \frac{\quad}{(Re)} + \frac{\quad}{(Mi)} = \frac{\quad}{All}$$

Challenge!

Is your musical piece different from the one you heard in the video? How?



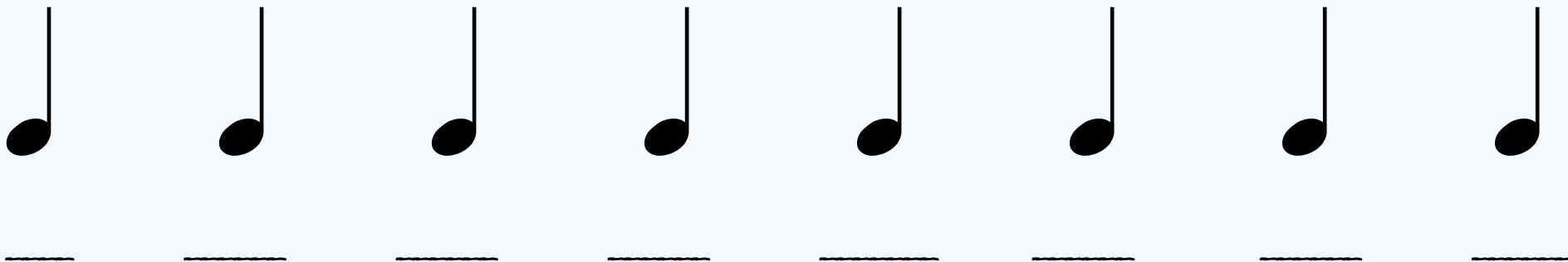
Turtle Dance

Variation 2.

Name: _____

1. Now, once again, you can make your own musical piece!
All you have to do is write "Do", or "Re", or "Mi" on the lines below the beats.
The "Do", and "Re" and "Mi" are called musical notes.

2. But this time use 3 Do's, 3 Re's and 2 Mi's in any order that you want.






Hand Signs

Piano Fingering Chart

Music Notes



"Mi"



Note E (Mi)




"Re"



Note D (Re)



"Do"



Note C (Do)





Keyboard Practice Pad

