




# Alligator In The Pond

Variation on a theme for young musicians  
(Worksheets)





## Answer page

There were 20 beats altogether in the whole piece.

And

Here is what the musical piece looks like when it's written on a page:





Here is the song using musical notes:





# Alligator In The Pond

Here is the song using music notation:

A musical staff in 2/4 time with a treble clef. The melody consists of 16 notes: G4, G4, A4, B4, B4, G4, G4, A4, B4, B4, G4, G4, A4, B4, B4, G4. The notes G, A, and B are labeled in blue below the staff.

G A B





# Alligator In The Bond

Variation 1.

Name: \_\_\_\_\_

1. Now you can make your own musical piece!

All you have to do is write "Do", or "Re", or "Mi" on the lines below the beats.  
The "Do", and "Re" and "Mi" are called musical notes.

\_\_\_\_\_ Do \_\_\_\_\_ Re \_\_\_\_\_ Mi \_\_\_\_\_ Re \_\_\_\_\_ Re \_\_\_\_\_ Do \_\_\_\_\_ Re \_\_\_\_\_ Re \_\_\_\_\_ Re \_\_\_\_\_ Do

2. How many musical notes did you use all together? What were they?

$$\frac{\quad}{(Do)} + \frac{\quad}{(Re)} + \frac{\quad}{(Mi)} = \frac{\quad}{All}$$

Challenge!

Is your musical piece different from the one you heard in the video? How?



# Alligator In The Pond

Variation 2.

Name: \_\_\_\_\_

1. Now, once again, you can make your own musical piece!  
All you have to do is write "Do", or "Re", or "Mi" on the lines below the beats.  
The "Do", and "Re" and "Mi" are called musical notes.
2. But this time use 8 Do's, 7 Re's and 5 Mi's in any order that you want.





# Hand Signs

# Recorder Fingering Chart

# Music Notes



Note B (Mi)




Left Hand Fingers:  
Front: Pointer  
Back: Thumb



Note A (Re)




Left Hand Fingers:  
Front: Pointer &  
Middle  
Back: Thumb



Note G (Do)



Left Hand Fingers:  
Front: Pointer,  
Middle & Ring  
Back: Thumb





Super! You did it!

Thank You!

