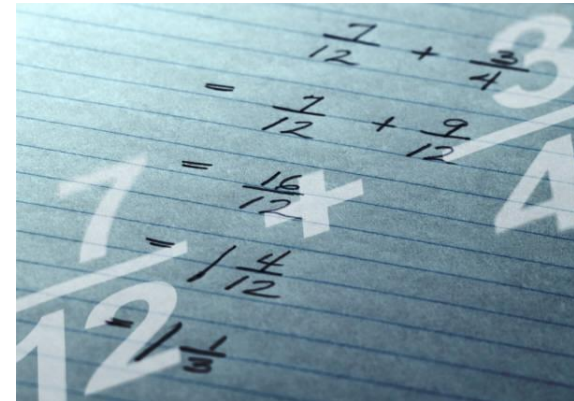




# Fraction Through Music



## Lesson 20. Adding Fractions With Musical Notes





# Fraction Music Game

The correct answer is:

Count: 1, 2, 3, 4, 5, 6.

**A.**   $\frac{5}{4}$

Fraction:  $\frac{1}{4} + \frac{1}{4} + \frac{1}{4} + \frac{1}{4} + \frac{1}{4} + \frac{1}{4} = \frac{6}{4}$

Count: 1, 2, 3, 4, 5.

**B.**   $\frac{5}{4}$

Fraction:  $\frac{1}{4} + \frac{1}{4} + \frac{1}{4} + \frac{1}{4} + \frac{1}{4} = \frac{5}{4}$

Great Job!





# Fraction Music Game

The correct answer is with musical notes:

5  
4

Do Re Mi Re Do

The image shows a musical notation for a sequence of notes in 5/4 time. The time signature is 5/4. There are five quarter notes, each with a stem pointing down. The notes are labeled "Do", "Re", "Mi", "Re", and "Do" from left to right. The sequence ends with a double bar line.

The correct answer is with music notation:

G A B A G

The image shows a musical notation for a sequence of notes in 5/4 time. The time signature is 5/4. There are five quarter notes, each with a stem pointing down. The notes are labeled "G", "A", "B", "A", and "G" from left to right. The sequence ends with a double bar line.



# Fraction Music Game

(For this part you can work with one friend or a group of friends)  
You get to play 2 musical pieces. One is going to be the correct answer and that will be equal to 5 counts. Play the other two example shorter or longer between 1- 7 counts. Use only quarter (♩) notes.

As the music is performed, ask your friend(s) to keep counting in their head along with each musical piece. Remind your friends that the musical piece (example) has to be equal to 5 counts.

Before you start to play, please tell your friend which musical piece you will play, for example: "Example A" and start your music with a count off: "Ready, Set, Go!"





Your name: \_\_\_\_\_

# Fraction Music Game

Lesson 20.

Create your own music!

Draw your music notes after the  $\frac{5}{4}$  Time Signature!

A.

Beat:

5  
4

|

Fraction:

=

Beat:

B.


5  
4

|

Fraction:

=

Great Job!





# Fraction Music Game

(Lesson 20. Student's Printout)

Name: \_\_\_\_\_

Which example is correct?

Write your answer above the line!

A.   $\frac{5}{4}$  \_\_\_\_\_

B.   $\frac{5}{4}$  \_\_\_\_\_



Fantastic!



## Hand Signs

## Recorder Fingering Chart


## Music Notes



Note B (Mi)




Left Hand Fingers:  
Front: Pointer  
Back: Thumb



Note A (Re)




Left Hand Fingers:  
Front: Pointer &  
Middle  
Back: Thumb



Note G (Do)



Left Hand Fingers:  
Front: Pointer,  
Middle & Ring  
Back: Thumb





Thank You!

