




# The Grand Old Duke Of New York

Song variation  
Part 2.

Math for your  
ears!

©toonesam.org





Vocabulary review:

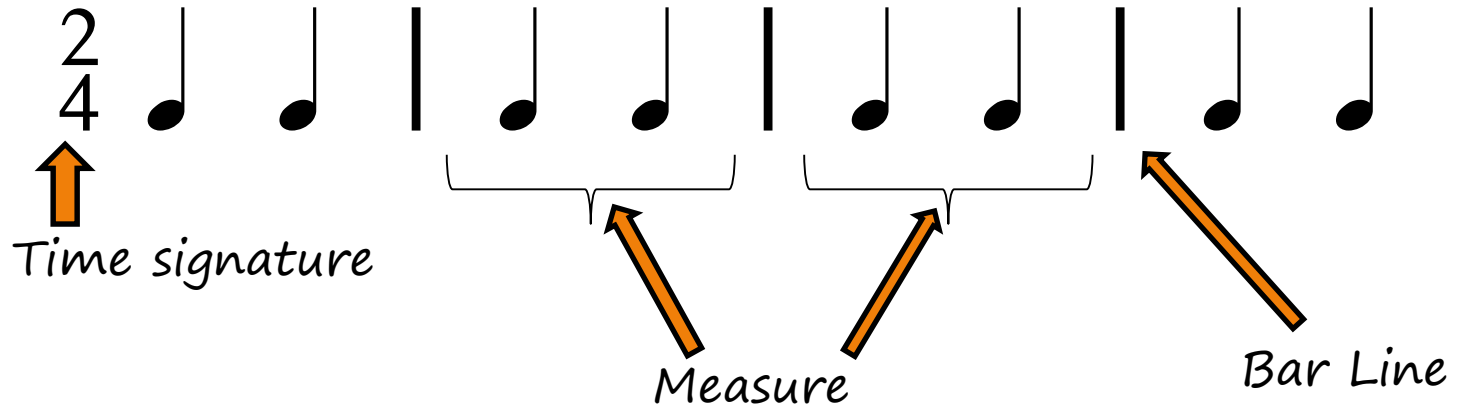
Time Signature: It tells you how the music should be counted.

Measure: A specific number of beats defined by the time signature.

Bar Line: A vertical straight line between measures.

Example:

Count: 1, 2,      1, 2,      1, 2,      1, 2.



©toonesam.org





Answer page:  
(Part 1.)

- 1) You just heard 6 measures.
- 2) There were 6 beats in each measure.
- 3) So there were 36 beats altogether in the whole piece.

Explanation : 6 groups of 6 beats = 36 beats  
 $6 * 6 = 36$



The Grand  
Old Duke  
Of  
New York  
Song variation  
Part 2.

Answer page  
(Part 2.)



6/4

Do Do Do Do Do Do Do Do Do Do Do Re Mi Mi Mi Mi Mi Mi

6/4

Mi Mi Mi Mi Mi Re Mi Mi Mi Mi Mi Mi Mi Mi Mi Mi Mi Re



# Create you own music game!



Here is how:

1. Print out the "Create you own music" page.
2. Make a musical piece and write the name of each note right below the note itself.
3. Play your musical piece (or just a part of it) first, using your tablet or keyboard.
4. Ask the following questions:
  - "How many measures did you just hear?"
  - "How many beats were in each measure?"
  - "So how many beats were there altogether in the whole piece?"

©toonesam.org







Name: \_\_\_\_\_

Create your own music!

Use the following 3 notes: Do, Re and Mi.

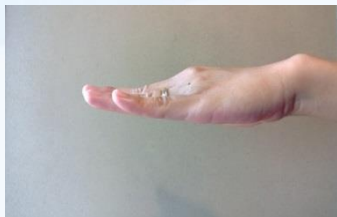


(Make sure that you only use Do, Re and Mi!)

©toonesam.org




## Hand Signs



Note B (Mi)



Note A (Re)



Note G (Do)

## Recorder Fingering Chart



Left Hand Fingers:  
Front: Pointer  
Back: Thumb





Left Hand Fingers:  
Front: Pointer &  
Middle  
Back: Thumb



Left Hand Fingers:  
Front: Pointer,  
Middle & Ring  
Back: Thumb

## Music Notes





*You are fantastic!  
Thank you!*

