



Sailing The Ocean

Variation on a theme for young musicians
Worksheets





Answer page

There were 18 beats altogether in the whole piece.

And

Here is what the musical piece looks like when it's written on a page:





Here is the song using musical notes:





Here is the song using music notation:

A musical staff in 2/4 time with a treble clef. The melody consists of quarter notes: G4, A4, B4, G4, A4, B4, G4, A4, B4, G4, A4, B4, G4, A4, B4, G4, A4, B4. The notes G, A, and B are labeled in blue below the first three notes. The staff ends with a double bar line.

G A B



Sailing The Ocean

Variation 1.

Name: _____

1. Now you can make your own musical piece!

All you have to do is write "Do", or "Re", or "Mi" on the lines below the beats.

The "Do", and "Re" and "Mi" are called musical notes.

Do Re Mi Re Mi Mi Mi Mi Re _____

2. How many musical notes did you use all together? What were they?

$$\frac{\quad}{(Do)} + \frac{\quad}{(Re)} + \frac{\quad}{(Mi)} = \frac{\quad}{All}$$

Challenge!

Is your musical piece different from the one you heard in the video? How?



Sailing The Ocean

Variation 2.

Name: _____

1. Now, once again, you can make your own musical piece!
All you have to do is write "Do", or "Re", or "Mi" on the lines below the beats.
The "Do", and "Re" and "Mi" are called musical notes.
2. But this time use 5 Do's, 8 Re's and 4 Mi's in any order that you want.





Hand Signs

Recorder Fingering Chart


Music Notes



Note B (Mi)




Left Hand Fingers:
Front: Pointer
Back: Thumb



Note A (Re)




Left Hand Fingers:
Front: Pointer &
Middle
Back: Thumb



Note G (Do)



Left Hand Fingers:
Front: Pointer,
Middle & Ring
Back: Thumb





Super! You did it!

Thank You!

