




# The Turkey Hunt

Variation on a theme for young musicians  
Worksheets





## Answer page

There were 21 beats altogether in the whole piece.

And

Here is what the musical piece looks like when it's written on a page:





Here is the song using music notes:




Mi Re Do Re Mi Mi Mi Mi Re Re



Mi Re Do Re Mi Re Mi Re Do Do Do



Here is the song using music notation:





# The Turkey Hunt

Variation 1.

Name: \_\_\_\_\_

1. Now you can make your own musical piece!

All you have to do is write "Do", or "Re", or "Mi" on the lines below the beats.  
The "Do", and "Re" and "Mi" are called musical notes.

Musical notation for Variation 1. It consists of 20 eighth notes on a single line. The notes are labeled as follows: Mi, Re, Do, Re, Mi, Mi, Mi, Mi, Re, Re, followed by ten blank lines for student input.

2. How many musical notes did you use all together? What were they?

$$\frac{\quad}{(Do)} + \frac{\quad}{(Re)} + \frac{\quad}{(Mi)} = \frac{\quad}{All}$$

Challenge!

Is your musical piece different from the one you heard in the video? How?



# The Turkey Hunt

Variation 2.

Name: \_\_\_\_\_

1. Now, once again, you can make your own musical piece!  
All you have to do is write "Do", or "Re", or "Mi" on the lines below the beats.  
The "Do", and "Re" and "Mi" are called musical notes.
2. But this time use 5 Do's, 8 Re's and 8 Mi's in any order that you want.







# Hand Signs

# Recorder Fingering Chart

# Music Notes



Note B (Mi)



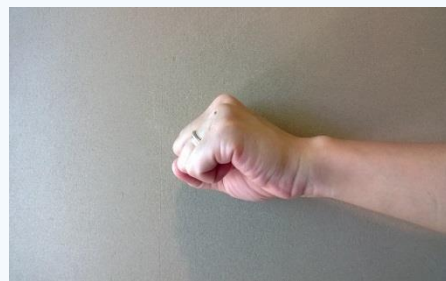

Left Hand Fingers:  
Front: Pointer  
Back: Thumb



Note A (Re)




Left Hand Fingers:  
Front: Pointer &  
Middle  
Back: Thumb



Note G (Do)



Left Hand Fingers:  
Front: Pointer,  
Middle & Ring  
Back: Thumb





Super! You did it!

Thank You!

