



# Red Apples in a Basket

Variation on a theme for young musicians

Lesson 23.



Alexis' lesson variation is sponsored by local businesses: Legacy Auto Tech, Szilvia's Daycare, International Auto Body + Parts, Allegro Music and Dance School and Candy Talk.



# Student Printable Worksheet (Part 1.)

Name: Alexis


Make your own music! Write your favorite notes above the lines!  
(Use Do, Re and Mi notes!)



Mi Mi Mi Do Re Mi Re Do Re Re Mi Mi Mi Do Re Re Mi Re Do

Now, create your math problem and ask a friend!

Math related question/answer: I used 4 Do's, 7 Re's and 8 Mi's.



I'm going to play the first, second and the third notes. What is the  
4<sup>th</sup> missing note? (The 4<sup>th</sup> missing note is Do.)



# Student Printable Worksheet (Part 1.)

Name: \_\_\_\_\_

Write the notes' name above the lines!  
(Use Do, Re and Mi notes!)




Mi Mi Mi Do \_ \_ \_ \_ Re Re Mi Mi Mi Do Re Re Mi Re Do

Now, solve Alexis' musical problem!

Question\ Answer: How many notes were missing? \_\_\_\_\_

Alexis used 4 Do's, 7 Re's and 8 Mi's.

What was the 4<sup>th</sup> missing note?\_\_\_\_\_, How did you find it out?





## Hand Signs



"Mi"




"Re"




"Do"



## Piano Fingering Chart



Note E (Mi)  
Ring Finger



Note D (Re)  
Middle Finger





Note C (Do)  
Pointer Finger





*Here is Alexis' song using music notation:*





# Keyboard Practice Pad

