



# Merrily We Roll Along

Variation on the “Merrily We Roll Along” theme  
for young musicians  
Lesson 28.

Andrew's lesson variation is proudly sponsored by local businesses: Legacy Auto Tech, Szilvia's Daycare and the International Auto Body + Parts.





Part 1.  
(Easy)

Name: Andrew

Make your own music! Write your favorite notes above the lines!  
(Use Do, Re and Mi notes!)

Mi Re Do Re Mi Mi Mi Mi Re Re Re Do Re Re Mi Mi

Now, create your math problem and ask a friend!

Math related question/answer: I used 2 Do's, 6 Re's and 7 Mi's.




I'm going to play the first and second missing notes. What is the 3<sup>rd</sup> missing note? (The 3<sup>rd</sup> missing note is Re.)



Part 1.  
(Easy)

Name: \_\_\_\_\_

Make your own music! Write your favorite notes above the lines!  
(Use Do, Re and Mi notes!)



Mi Re Do Re Mi Mi Mi Mi Re Re Re \_\_\_\_\_ Mi Mi

Now, solve Andrew's musical problem!

Question\ Answer: How many notes were missing? \_\_\_\_\_



Andrew used 2 Do's, 6 Re's and 7 Mi's.

What was the 3<sup>rd</sup> missing note? \_\_\_\_\_, How did you find it out?

---



## Hand Signs



"Mi"



"Re"



"Do"


## Piano Fingering Chart



Note E (Mi)  
Ring Finger



Note D (Re)  
Middle Finger



Note C (Do)  
Pointer Finger






# Merrily We Roll Along

(Andrew's Variation)



Here is the song using music notation:





# Keyboard Practice Pad

