



Strawberry Ice Cream

Variation on a theme for young musicians

Lesson 21.



Aria's lesson variation is proudly sponsored by local businesses: King Tint, Busy Bakers, UFC Gym (San Bruno), Worldwide Integrative Healthcare, Busy Bakers and the P3 Piano Studio.



Student Printable Worksheet
(Part 1.)

Name: Aria

Make your own music! Write your favorite notes above the lines!
(Use Do, Re and Mi notes! This song has total of 17 notes.)

Mi Re Mi Re Do Do Re Mi Mi Re Mi Re Do Mi Re Re Do

Now, create your math problem and ask a friend!

Math related question/answer: I used 4 Do's, 7 Re's and 6 Mi's.

I'm going to play the first 2 notes, can you find the third missing note? The third missing note is Mi.



Student Printable Worksheet
(Part 1.)

Name: _____

Write notes and your answers above the lines!

Mi Re ____ Re Do Do Re ____ Mi Re Mi Re Do ____ Re Re Do

Now, solve Aria's musical problem!

Question\ Answer: How many notes were missing? _____

Oliver used 4 Do's, 7 Re's and 6 Mi's.

What was the missing third note?_____, How did you find it out?




Hand Signs

Piano Fingering Chart

Music Notes



"Mi"



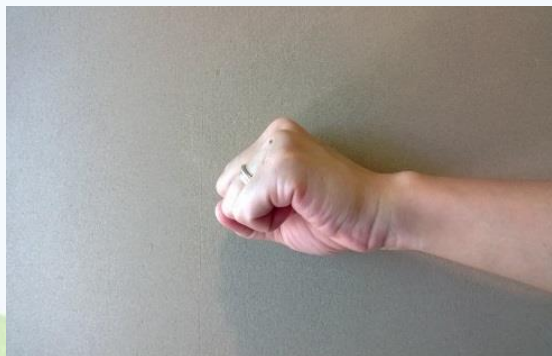
Note E (Mi)
Ring Finger




"Re"



Note D (Re)
Middle Finger



"Do"



Note C (Do)
Pointer Finger





Here is Aria's song using music notation:

A musical staff in 2/4 time, starting with a treble clef. The melody consists of the following notes: G4, A4, B4, C5, B4, A4, G4, F4, E4, D4, C4, B3, A3, G3, F3, E3, D3, C3. The notes are grouped into measures: (G4, A4), (B4, C5), (B4, A4), (G4, F4), (E4, D4), (C4, B3), (A3, G3), (F3, E3), (D3, C3). Below the staff, the notes E, D, and C are labeled in blue text, corresponding to the notes E4, D4, and C4 in the melody.

E D C



Keyboard Practice Pad

