




Alligator In The Pond

Variation on a theme for young musicians

Lesson 24.



Austin's lesson variation is sponsored by local businesses: Pasquale's West Coast, Andy Z, Omine Karate Dojo, The Shop, Eric Van James and Express Auto Repair.




Student Printable Worksheet
(Part 1.)

Name: Austin

Make your own music! Write your favorite notes above the lines!
(Use Do, Re and Mi notes!)



Now, create your math problem and ask a friend!



Math related question/answer: I used 10 Do's, 5 Re's and 5 Mi's.

I'm going to play the first, third and the fourth notes. What is the
2nd missing note? (The 2nd missing note is Do.)



Student Printable Worksheet
(Part 1.)


Name: _____

Write the note names above the lines!
(Use Do, Re and Mi notes!)

Do Do Do Re Mi Mi _ _ _ _ Do Do Do Re Mi Mi Re Re Do Do

Now, solve Austin's musical problem!

Question\ Answer: How many notes were missing? _____



Austin used 10 Do's, 5 Re's and 5 Mi's.

What was the 2nd missing note? _____, How did you find it out?



Hand Signs



"Mi"



"Re"



"Do"


Piano Fingering Chart



Note E (Mi)
Ring Finger



Note D (Re)
Middle Finger



Note C (Do)
Pointer Finger







Alligator In The Pond

Austin's variation

Here is the song using music notation:





Keyboard Practice Pad

