

# Learning Note “Mi” And “Do”

*Ava's variation on a theme for young musicians*

*(Worksheets)*

*Lesson 11.*

*Ava's Lesson Variation is proudly sponsored by local businesses: Pasquale's West Coast, Omine Karate Dojo, Allegro Music and Dance School and Eric Van James.*



Add 2 more notes to the music below! Write notes above the lines!

Seven musical notes are shown on a single-line staff. Below each note is its name: Mi, Mi, Do, Mi, Mi, Do, Mi.

Mi = 5 , Do = 2

Math problem:  $5 + 2 = 7$       and       $7 - 5 = 2$   
Mi Do All      All Mi Do

Question: True or False? True

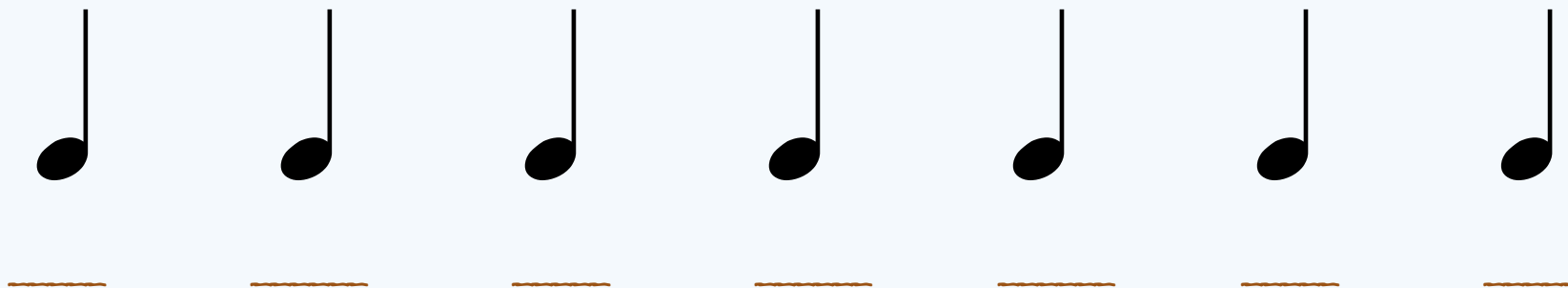
Fantastic!



# Student Printable Worksheet

Name: \_\_\_\_\_

Write notes and your answers above the lines!



Mi = \_\_\_\_\_ , Do = \_\_\_\_\_

Math problem:  $\frac{\text{Mi}}{\text{Mi}} + \frac{\text{Do}}{\text{Do}} = \frac{\text{All}}{\text{All}}$  and  $\frac{\text{All}}{\text{All}} - \frac{\text{Mi}}{\text{Mi}} = \frac{\text{Re}}{\text{Re}}$

Question: True or False? \_\_\_\_\_

**Fantastic!**



Ava's variation on the music staff

Here is the song using music notation:





# Hand Signs



"Mi"




"Re"



"Do"


# Piano Fingering Chart



Note E (Mi)  
Ring Finger



Note D (Re)  
Middle Finger



Note C (Do)  
Pointer Finger





# Keyboard Practice Pad

