




The Turkey Hunt

Variation on a theme for young musicians

Lesson 25.



Chloe's lesson variation is proudly sponsored by local businesses: King Tint, Busy Bakers, UFC Gym (San Bruno), Worldwide Integrative Healthcare, Busy Bakers and the P3 Piano Studio.



Student Printable Worksheet (Part 1.)

Name: Chloe


Make your own music! Write your favorite notes above the lines!
(Use Do, Re and Mi notes!)



Mi Re Do Re Mi Mi Mi Mi Re Re Mi Re Do Re Re Re Re Re Re Do Do Do

Now, create your math problem and ask a friend!

Math related question/answer: I used 5 Do's, 10 Re's and 6 Mi's.



I'm going to play the first, second, third and the fourth missing notes. What is the 5th missing note? (The 5th missing note is Do.)



Student Printable Worksheet (Part 1.)

Name: _____


Write the note names above the lines!
(Use Do, Re and Mi notes!)



Mi Re Do Re Mi Mi Mi Mi Re Re Mi Re Do Re _____ Do Do

Now, solve Cooper's musical problem!

Question\ Answer: How many notes were missing? _____



Chloe used 5 Do's, 10 Re's and 6 Mi's.

What was the 5th missing note? _____, How did you find it out?



Hand Signs



"Mi"




"Re"




"Do"


Piano Fingering Chart



Note E (Mi)
Ring Finger



Note D (Re)
Middle Finger



Note C (Do)
Pointer Finger





The first staff of music is in treble clef with a 2/4 time signature. It contains a sequence of 16 eighth notes: E4, D4, C4, D4, E4, D4, C4, D4, E4, D4, C4, D4, E4, D4, C4, and D4. The notes are grouped into four measures of four notes each. The first three notes (E, D, C) are labeled with blue letters below the staff.





Keyboard Practice Pad

