



Learning Note “Re” And “Do”


Variation on a theme for young musicians
(Worksheets)

Lesson 4.

Clara's Lesson 4. Variation is proudly sponsored by local businesses: *Busy Bakers*, *UFC Gym (San Bruno)*, *Szilvia's Daycare* and the *P3 Piano Studio*.



Here is the song using music notation:





Make your own music! Write your favorite note above the line!



Now, create your math problem and ask a friend!

Math problem: $Re < 3$

Question/Answer: True or False? (False)



Make your own music! Write your favorite note above the line!



Re



Re



Re



Do



Re



Do

Now, create your math problem and ask a friend!

Math problem: $Re < 3$

Question/Answer: True or False? (False)



Name: _____

Write notes and your answers above the lines!



Re



Re



Re



Do



Re



Do

Do= __ , Re= __

Math problem: < 3
 Re

Question/Answer: True or False? _____



Hand Signs



"Mi"




"Re"



"Do"


Piano Fingering Chart



Note E (Mi)
Ring Finger



Note D (Re)
Middle Finger



Note C (Do)
Pointer Finger





Keyboard Practice Pad

