



The Closet Key

Variation on the "The Closet Key" theme
for young musicians
Lesson 30.

Courtney's lesson variation is proudly sponsored by local businesses:
JLK Precision MC, Happy Hall Schools, Pure Shao Lin Kung Fu Academy,
Airport Auto Parts and the Irina Piano Studio.





Part 1.
(Easy)

Name: Courtney

Make your own music! Write your favorite notes above the lines!
(Use Do, Re and Mi notes!)


A musical staff consisting of a single horizontal line. Above the line are 16 black quarter notes. Below each note is a label in a brown, handwritten-style font. The labels from left to right are: Do, Do, Mi, Mi, Do, Do, Re, Re, Do, Do, Re, Mi, Re, Re, Do, Do.

Now, create your math problem and ask a friend!

Math related question/answer: I used 8 Do's, 5 Re's and 3 Mi's.

I'm going to play the first, second and the third missing notes.

What is the 4th missing note? (The 4th missing note is Mi.)





Part 1.
(Easy)

Name: _____

Make your own music! Write your favorite notes above the lines!
(Use Do, Re and Mi notes!)


Do Do Mi Mi Do Do ____ Do Do ____ Re Re Do Do

Now, solve Courtney's musical problem!

Question\ Answer: How many notes were missing? _____

Courtney used 8 Do's, 5 Re's and 3 Mi's.

What was the 4th missing note? _____, How did you find it out?





Hand Signs



"Mi"



"Re"



"Do"


Piano Fingering Chart



Note E (Mi)
Ring Finger



Note D (Re)
Middle Finger





Note C (Do)
Pointer Finger





Courtney's variation on the "The Closet Key" theme
for young musicians
Lesson 30.

Here is the song using music notation:





Keyboard Practice Pad

