



Learning Note “Re” And “Do”


Variation on a theme for young musicians
(Worksheets)

Lesson 4.

David's Lesson 4. Variation is proudly sponsored by local businesses: Lovely Bump, Tony's Auto Repair, Hungarian Heritage Festival and the Musicians in the Making.



Here is the song using music notation:






Make your own music! Write your favorite note above the line!



Re



Re



Re



Do



Re



Do

Now, create your math problem and ask a friend!

Math problem: $Do + Re = 8$

Question/Answer: True or False? (False)



Name: _____

Write notes and your answers above the lines!



Re



Re



Re



Do



Re



Do

Do = __ , Re = ____

Math problem: ____ + ____ = 8

Question/Answer: True or False? _____



Hand Signs

Piano Fingering Chart

Music Notes



"Mi"



Note E (Mi)
Ring Finger




"Re"



Note D (Re)
Middle Finger



"Do"



Note C (Do)
Pointer Finger





Keyboard Practice Pad

