



Learning Note “Mi” And “Re”

Variation on a theme for young musicians

Worksheets

Lesson 7.

Ethan's Lesson 7. Variation is proudly sponsored by local businesses: *Busy Bakers, UFC Gym (San Bruno), Szilvia's Daycare and the P3 Piano Studio.*



Here is the song using music notation:





Add 2 more notes to the music below! Write notes above the lines!



Mi

Mi

Re

Re

Re

Mi

Mi

Mi

How many notes do you have?

Mi = 5

Re = 3

Total = 5 + 3 = 8







Fantastic!



Student Printable Worksheet

Name: _____

Write notes and your answers above the lines!

							
Mi	Mi	Re	Re	Re	Mi	_____	_____

How many notes do you have?

Mi = _____

Re = _____

Total = $\frac{\quad}{\text{Mi}} + \frac{\quad}{\text{Re}} = \frac{\quad}{\text{All}}$

Fantastic!



Hand Signs



"Mi"




"Re"



"Do"


Piano Fingering Chart



Note E (Mi)
Ring Finger



Note D (Re)
Middle Finger



Note C (Do)
Pointer Finger





Keyboard Practice Pad

