



Learning Note “Re” And “Mi”

Variation on a theme for young musicians
(Worksheets)

Lesson 8.

Isabella's Lesson 8. Variation is proudly sponsored by local businesses: Omine Karate Dojo, Allegro Music and Dance School and Eric Van James..



Isabella's Answer Page

Add 2 more notes to the music below! Write notes above the lines!



How many notes do you have?

Mi = 3

Re = 4

True or False? $7 - 3 = 4$ (True)
(All) - (Mi) = (Re)

Fantastic!



Student Printable Worksheet

Name: _____

Add 2 more notes to the music below! Write notes above the lines!



How many notes do you have?

Mi = _____


Re = _____

True or False? 7 - ____ = ____
(All) - (Mi) = (Re)

Fantastic!



Here is the song using music notation:





Hand Signs



"Mi"




"Re"



"Do"


Piano Fingering Chart



Note E (Mi)
Ring Finger



Note D (Re)
Middle Finger



Note C (Do)
Pointer Finger





Keyboard Practice Pad

