



Merrily We Roll Along

Variation on the "Merrily We Roll Along" theme
for young musicians
Lesson 28.

Jessica's lesson variation is proudly sponsored by local businesses: The Shop,
Eric Van James and Express Auto Repair.





Part 1.
(Easy)

Name: Jessica

Make your own music! Write your favorite notes above the lines!
(Use Do, Re and Mi notes!)

Mi Re Do Re Mi Mi Mi Mi Re Re Re Do Re Do Mi Mi

Now, create your math problem and ask a friend!

Math related question/answer: I used 3 Do's, 5 Re's and 7 Mi's.




I'm going to play the first and second missing notes. What is the 3rd missing note? (The 3rd missing note is Do.)



Part 1.
(Easy)

Name: _____

Make your own music! Write your favorite notes above the lines!
(Use Do, Re and Mi notes!)



Mi Re Do Re Mi Mi Mi Mi Re Re Re _____ _____ _____ Mi Mi

Now, solve Jessica's musical problem!

Question\ Answer: How many notes were missing? _____



Jessica used 3 Do's, 5 Re's and 7 Mi's.

What was the 3rd missing note? _____, How did you find it out?



Hand Signs



"Mi"




"Re"



"Do"


Piano Fingering Chart



Note E (Mi)
Ring Finger



Note D (Re)
Middle Finger



Note C (Do)
Pointer Finger





Keyboard Practice Pad

