



Red Apples in a Basket

Variation on a theme for young musicians

Lesson 23.



John's lesson variation is sponsored by local businesses: Pasquale's West Coast, Andy Z, Omine Karate Dojo, The Shop, Eric Van James and Express Auto Repair.



Student Printable Worksheet (Part 1.)

Name: John


Make your own music! Write your favorite notes above the lines!
(Use Do, Re and Mi notes!)



Mi Mi Mi Do Mi Mi Mi Mi Re Re Mi Mi Mi Do Re Re Mi Re Do

Now, create your math problem and ask a friend!

Math related question/answer: I used 3 Do's, 5 Re's and 11 Mi's.



I'm going to play the first, second and the third notes. What is the
4th missing note? (The 4th missing note is Me.)



Student Printable Worksheet (Part 1.)

Name: _____


Make your own music! Write your favorite notes above the lines!
(Use Do, Re and Mi notes!)



Mi Mi Mi Do _ _ _ _ Re Re Mi Mi Mi Do Re Re Mi Re Do

Now, solve John's musical problem!

Question\ Answer: How many notes were missing? _____



John used 3 Do's, 5 Re's and 11 Mi's.

What was the 4th missing note?_____, How did you find it out?



Hand Signs



"Mi"




"Re"




"Do"



Piano Fingering Chart



Note E (Mi)
Ring Finger



Note D (Re)
Middle Finger





Note C (Do)
Pointer Finger





Here is John's song using music notation:





Keyboard Practice Pad

