



Mouse In The Cheese

Variation on a theme for young musicians
Lesson 20.



Julia's Lesson Variation is proudly sponsored by local businesses: King Tint, Busy Bakers, UFC Gym (San Bruno), Worldwide Integrative Healthcare, Busy Bakers and the P3 Piano Studio.



Student Printable Worksheet (Part 1.)

Name: Julia

Make your own music! Write your favorite notes above the lines!
(Use Do, Re and Mi notes! This song has total of 16 notes.)



Mi Mi Re Re Mi Re Re Re Mi Re Do Do Re Re Do Do

Now, create your math problem and ask a friend!

Question\ Answer: How many notes were missing? 3

How many? Do= 4, Re= 8, and Mi= 4 ;

How did you check your answer? I added all notes together and I
got 16 notes total. $4 + 8 + 4 = 16$



Student Printable Worksheet (Part 1.)

Name: _____

Write notes and your answers above the lines!



Mi Mi Re Re Mi ____ Re Re Mi ____ Do Do Re ____ Do Do

Now, solve Julia's musical problem!

Question\ Answer: How many notes were missing? _____

How many? Do= ____, Re= ____ and Mi= ____;

How did you check your answer? _____



Hand Signs



"Mi"




"Re"



"Do"


Piano Fingering Chart



Note E (Mi)
Ring Finger



Note D (Re)
Middle Finger




Note C (Do)
Pointer Finger





Here is Julia's song using music notation:





Keyboard Practice Pad

