




Frog Jump


*Katalina's variation on a theme for young musicians
Lesson 18.*



*Katalina's Lesson Variation is proudly sponsored by local businesses: Busy Bakers,
UFC Gym (San Bruno), Worldwide Integrative Healthcare, Szilvia's Daycare and the P3 Piano Studio.*



Here is Katalina's song with standard music notation:





Make your own music! Write your favorite notes above the lines!
(Use Do, Re and Mi notes!)

Musical notation consisting of 13 notes on a single line. Below each note is a label: Mi, Re, Re, Do, Mi, Do, Re, Mi, Re, Re, Do, Re, Do.

Now, create your math problem and ask a friend!
Do = 4 , Re = 6 , Mi = 3 ;

Math problem: $4 + 6 = 10$ > $6 + 3 = 9$
Do Re Re Mi

Question: True or False? True



Write notes and your answers above the lines!

Musical notation exercise with 13 notes on a line. The first note is labeled 'Mi' and the last two are labeled 'Do'. There are blank lines for answers.

Mi _____ _____ _____ _____ _____ _____ _____ _____ _____ _____ _____ _____

Re Re Do Re Do

Now, create your math problem and ask a friend!

Do = _____ , Re = _____ , Mi = _____ ;

Math problem: $\frac{\text{Do}}{\text{Do}} + \frac{\text{Re}}{\text{Re}} = \text{_____} > \frac{\text{Do}}{\text{Do}} + \frac{\text{Mi}}{\text{Mi}} = \text{_____}$

Question: True or False? _____



Hand Signs



"Mi"




"Re"



"Do"


Piano Fingering Chart



Note E (Mi)
Ring Finger



Note D (Re)
Middle Finger



Note C (Do)
Pointer Finger





Keyboard Practice Pad

