



Red Apples in a Basket

Variation on a theme for young musicians

Lesson 23.



Lauren's lesson variation is sponsored by local businesses: King Tint, Busy Bakers, UFC Gym (San Bruno), Worldwide Integrative Healthcare, Busy Bakers and the P3 Piano Studio.



Student Printable Worksheet (Part 1.)

Name: Lauren

Make your own music! Write your favorite notes above the lines!
(Use Do, Re and Mi notes!)



Mi Mi Mi Do Re Re Re Re Re Re Mi Mi Mi Do Re Re Mi Re Do

Now, create your math problem and ask a friend!

Math related question/answer: I used 3 Do's, 9 Re's and 7 Mi's.



I'm going to play the first, second and the third notes. What is the
4th missing note? (The 4th missing note is Re.)



Student Printable Worksheet (Part 1.)

Name: _____


Make your own music! Write your favorite notes above the lines!
(Use Do, Re and Mi notes!)



Mi Mi Mi Do _ _ _ _ Re Re Mi Mi Mi Do Re Re Mi Re Do

Now, solve Lauren's musical problem!

Question\ Answer: How many notes were missing? _____



Lauren used 3 Do's, 9 Re's and 7 Mi's.

What was the 4th missing note? _____, How did you find it out?



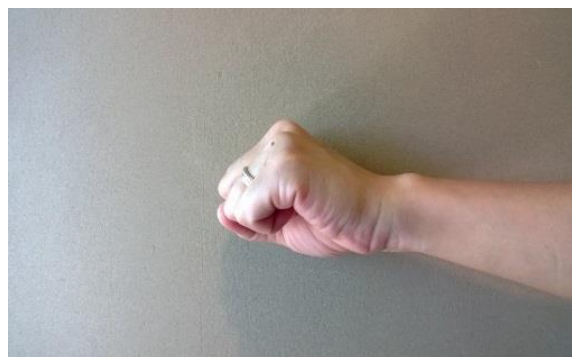
Hand Signs



"Mi"




"Re"




"Do"



Piano Fingering Chart



Note E (Mi)
Ring Finger



Note D (Re)
Middle Finger





Note C (Do)
Pointer Finger





Here is Lauren's song using music notation:





Keyboard Practice Pad

