

Learning Note “Mi” And “Re”

Maram’s Variation on a theme for young musicians


Worksheets

Lesson 9.

Maram’s Lesson Variation is proudly sponsored by local businesses: Lovely Bump, Tony’s Auto Repair, Hungarian Heritage Festival and the Musicians in the Making.



Here is the song using music notation:





Name: _____

Add 2 more notes to the music below! Write notes above the lines!

Diagram showing nine musical notes on a line. The notes are labeled below as Mi, Mi, Mi, Re, Mi, Re, Mi, Re, Mi.

Now, create your math problem and ask a friend!

Re = 3, Mi = 6

Math problem: $9 - 6 = 3$ and $6 + 3 = 9$
Mi Re Mi Re

Fantastic!

Question: True or False? True



Name: _____

Write notes and your answers above the lines!

Mi Mi _____ Re Mi Re Mi

Re = _____, Mi = 6

Math problem: $9 - 6 = \underline{\hspace{2cm}}$ and $6 + \underline{\hspace{2cm}} = 9$
Mi Re Mi Re

Question: True or False? _____

Fantastic!



Hand Signs



"Mi"




"Re"



"Do"


Piano Fingering Chart



Note E (Mi)
Ring Finger



Note D (Re)
Middle Finger



Note C (Do)
Pointer Finger





Keyboard Practice Pad

