

Learning Note “Do” And “Re”


Variation on a theme for young musicians
(Worksheets)

Lesson 3.

Matthew's Lesson 3. Variation is proudly sponsored by local businesses: *Busy Bakers, UFC Gym (San Bruno), Szilvia's Daycare and the P3 Piano Studio.*



Here is the song using music notation:





Make your own music! Write your favorite note above the line!



Now, create your math problem and ask a friend!

Math problem: $Do > Re$

Question/Answer: True or False? (True)



Name: _____

Write notes and your answers above the lines!



Do = __ , Re = ____

Math problem: $\frac{\quad}{\text{Do}} > \frac{\quad}{\text{Re}}$

Question/Answer: True or False? _____



Hand Signs



"Mi"




"Re"



"Do"


Piano Fingering Chart



Note E (Mi)
Ring Finger



Note D (Re)
Middle Finger



Note C (Do)
Pointer Finger





Keyboard Practice Pad

