



# Learning Note “Mi” And “Re”

Variation on a theme for young musicians


Worksheets

Lesson 7.

*Olivia's Lesson 7. Variation is proudly sponsored by local businesses: Lovely Bump, Tony's Auto Repair, Hungarian Heritage Festival and the Musicians in the Making.*



*Here is the song using music notation:*





Add 2 more notes to the music below! Write notes above the lines!



Mi

Mi

Re

Re

Re

Mi

Re

Mi

How many notes do you have?

Mi = 4

Re = 4

Total = 4 + 4 = 8








Fantastic!



## Student Printable Worksheet

Name: \_\_\_\_\_

Write notes and your answers above the lines!

							
Mi	Mi	Re	Re	Re	Mi	_____	_____

How many notes do you have?

Mi = \_\_\_\_\_

Re = \_\_\_\_\_

Total =  $\frac{\text{Mi}}{\text{Mi}} + \frac{\text{Re}}{\text{Re}} = \frac{\text{All}}{\text{All}}$

Fantastic!





## Hand Signs



"Mi"




"Re"



"Do"


## Piano Fingering Chart



Note E (Mi)  
Ring Finger



Note D (Re)  
Middle Finger



Note C (Do)  
Pointer Finger





# Keyboard Practice Pad

