



# Mouse In The Cheese

Variation on a theme for young musicians  
Lesson 20.



Quinn's lesson variation is proudly sponsored by local businesses: Pasquale's West Coast, Andy Z, Omine Karate Dojo, The Shop, Eric Van James and Express Auto Repair.



# Student Printable Worksheet (Part 1.)

Name: Quinn

Make your own music! Write your favorite notes above the lines!  
(Use Do, Re and Mi notes! This song has total of 16 notes.)



Mi Mi Re Re Mi Do Re Re Mi Do Do Do Re Do Do Do

Now, create your math problem and ask a friend!

Question\ Answer: How many notes were missing? 3

How many? Do= 7, Re= 5, and Mi= 4 ;

How did you check your answer? I added all notes together and I  
got 16 notes total.  $7 + 5 + 4 = 16$



# Student Printable Worksheet (Part 1.)

Name: \_\_\_\_\_

Write notes and your answers above the lines!



Mi Mi Re Re Mi \_\_\_\_ Re Re Mi \_\_\_\_ Do Do Re \_\_\_\_ Do Do

Now, solve Julia's musical problem!

Question\ Answer: How many notes were missing? \_\_\_\_\_

How many? Do= \_\_\_\_, Re= \_\_\_\_ and Mi= \_\_\_\_;

How did you check your answer? \_\_\_\_\_



## Hand Signs



"Mi"




"Re"



"Do"


## Piano Fingering Chart



Note E (Mi)  
Ring Finger



Note D (Re)  
Middle Finger




Note C (Do)  
Pointer Finger





Here is Quinn's song using music notation:





# Keyboard Practice Pad

