




# Alligator In The Pond

Variation on a theme for young musicians

Lesson 24.



Samantha's lesson variation is sponsored by local businesses: King Tint, Busy Bakers, UFC Gym (San Bruno), Worldwide Integrative Healthcare, Busy Bakers and the P3 Piano Studio.



Student Printable Worksheet  
(Part 1.)

Name: Samantha

Make your own music! Write your favorite notes above the lines!  
(Use Do, Re and Mi notes!)



Now, create your math problem and ask a friend!



Math related question/answer: I used 9 Do's, 6 Re's and 5 Mi's.

I'm going to play the first, third and the fourth notes. What is the  
2<sup>nd</sup> missing note? (The 2<sup>nd</sup> missing note is Do.)



# Student Printable Worksheet (Part 1.)


Name: \_\_\_\_\_

Write the note names above the lines!  
(Use Do, Re and Mi notes!)

Do Do Do Re Mi Mi \_ \_ \_ \_ Do Do Do Re Mi Mi Re Re Do Do

Now, solve Samantha's musical problem!

Question\ Answer: How many notes were missing? \_\_\_\_\_



Samantha used 9 Do's, 6 Re's and 5 Mi's.

What was the 2<sup>nd</sup> missing note? \_\_\_\_\_, How did you find it out?



## Hand Signs



"Mi"



"Re"



"Do"


## Piano Fingering Chart



Note E (Mi)  
Ring Finger



Note D (Re)  
Middle Finger



Note C (Do)  
Pointer Finger







# Alligator In The Pond

Samantha's variation

Here is the song using music notation:





# Keyboard Practice Pad

