



# Red Apples in a Basket

Variation on a theme for young musicians

Lesson 23.



*Tyler's lesson variation is sponsored by local businesses: Lovely Bump, Dancel's Academy of Tae Kwon Do, Tony's Auto Repair, Hungarian Heritage Festival and the Musicians in the Making.*



# Student Printable Worksheet (Part 1.)

Name: Tyler

Make your own music! Write your favorite notes above the lines!  
(Use Do, Re and Mi notes!)



Mi Mi Mi Do Do Do Do Do Re Re Mi Mi Mi Do Re Re Mi Re Do

Now, create your math problem and ask a friend!

Math related question/answer: I used 7 Do's, 5 Re's and 7 Mi's.



I'm going to play the first, second and the third notes. What is the  
4<sup>th</sup> missing note? (The 4<sup>th</sup> missing note is Do.)



# Student Printable Worksheet (Part 1.)

Name: \_\_\_\_\_


Make your own music! Write your favorite notes above the lines!  
(Use Do, Re and Mi notes!)



Mi Mi Mi Do \_ \_ \_ \_ Re Re Mi Mi Mi Do Re Re Mi Re Do

Now, solve Tyler's musical problem!

Question\ Answer: How many notes were missing? \_\_\_\_\_



Tyler used 7 Do's, 5 Re's and 7 Mi's.

What was the 4<sup>th</sup> missing note?\_\_\_\_\_, How did you find it out?



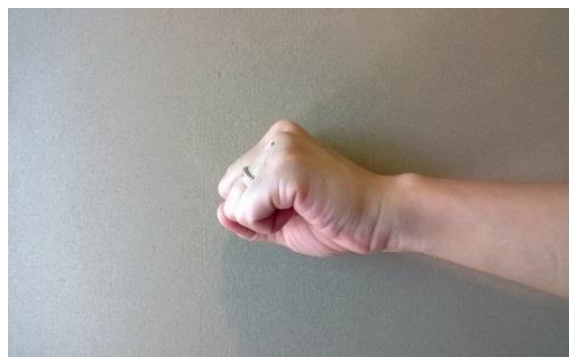
## Hand Signs



"Mi"




"Re"




"Do"


## Piano Fingering Chart



Note E (Mi)  
Ring Finger



Note D (Re)  
Middle Finger





Note C (Do)  
Pointer Finger





Here is Tyler's song using music notation:





# Keyboard Practice Pad

